

Data Access 3

Configuring Apache Hive

Date of Publish: 2018-07-12

<http://docs.hortonworks.com>

Contents

Configure the Apache Hive Metastore.....	3
Limit concurrent connections.....	3

Configure the Apache Hive Metastore

You can configure Hive Metastore using Ambari.

About this task

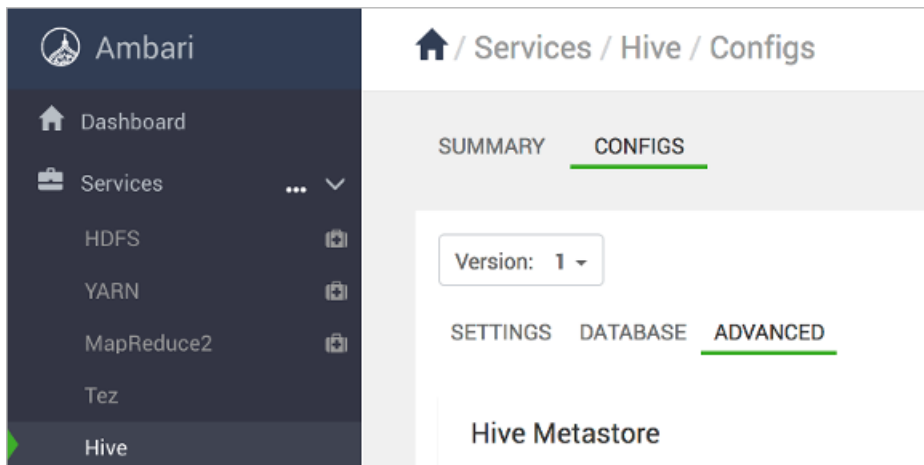
Due to an architectural change in Hive 3, you must configure Hive Metastore by modifying `hive-site.xml` directly instead of using `set key=value`. In this task, you use Ambari to modify `hive-site.xml`.

Before you begin

- You have installed and started Ambari.
- The following components have been installed and started:
 - HiveServer
 - Hive Metastore
 - A database for the metastore, such as the default MySQL Server

Procedure

1. From the Ambari main navigation, select Hive, and click Configs.
2. Click Advanced.



3. Either find the property you want to change and modify it, or expand a custom configuration file and add a property and value.

Limit concurrent connections

To prevent a rogue application from repeatedly connecting to and monopolizing HiveServer, you can limit concurrent connections to HiveServer.

About this task

As administrator, you can limit concurrent connections by adding one or more of the following properties to the `hive-site.xml` configuration file:

hive.server2.limit.connections.per.user

Maximum number of HiveServer concurrent connections per user

hive.server2.limit.connections.per.ipaddress	Maximum number of HiveServer concurrent connections per IP address
hive.server2.limit.connections.per.user.ipaddress	Maximum number of HiveServer concurrent connections per user and IP address combination

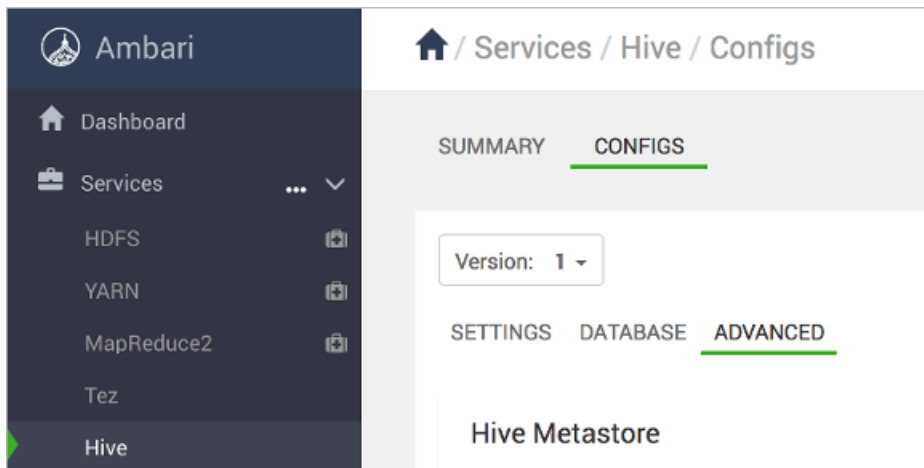
The default of each parameter is 0. You can change the value of each parameter to any number. In this task, you use Apache Ambari to limit the number of concurrent connections per user. Alternatively, you can modify hive-site.xml from the file system. You must configure concurrent connections on the server side; therefore, a `hive --hiveconf` command does not work.

Before you begin

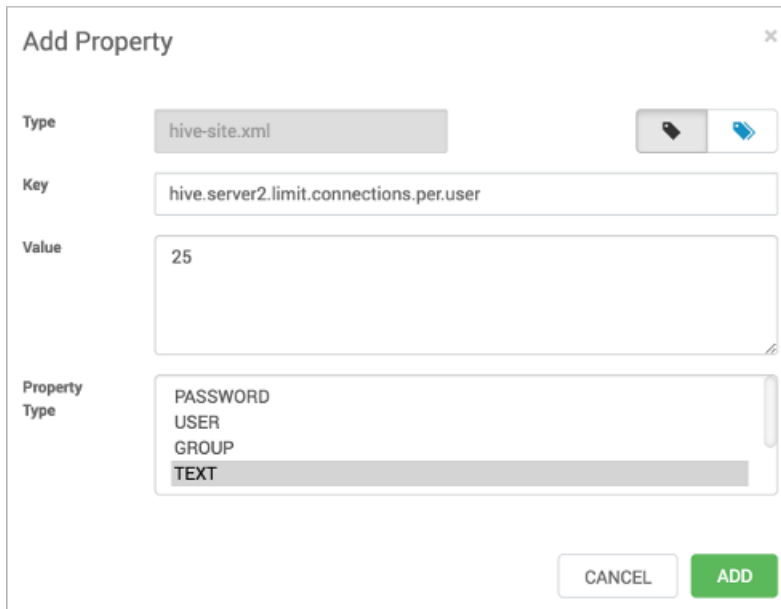
- The following components are running:
 - Ambari
 - HiveServer
 - Hive Metastore
 - A database for the metastore, such as the default MySQL Server
 - Hive clients
- You have a user name and password for connecting to Apache Hive.

Procedure

1. From the Ambari main navigation pane, select Hive and click CONFIGS.
2. Click Advanced:



3. Scroll down and expand Custom hive-site.
4. Click Add Property > Key and enter a property name intuitive to limiting the number of concurrent connections: for example, `hive.server2.limit.connections.per.user`.
5. Enter a value representing the maximum number of concurrent connections: for example, 25.
6. In Property Type, select TEXT:



Add Property [X]

Type: hive-site.xml [lock] [key]

Key: hive.server2.limit.connections.per.user

Value: 25

Property Type: PASSWORD, USER, GROUP, **TEXT**

[CANCEL] [ADD]

7. Click Add.

8. Click Save.

In this example, connections are now limited to 25 per user.